

**INTERNATIONAL ORGANISATION FOR STANDARDISATION  
ORGANISATION INTERNATIONALE DE NORMALISATION  
ISO/IEC JTC1/SC29/WG11  
CODING OF MOVING PICTURES AND AUDIO**

**ISO/IEC JTC1/SC29/WG11 MPEG2019/m47985  
March 2019, Geneva, Switzerland**

**Source** Poznań University of Technology (PUT), Poznań, Poland  
Electronics and Telecommunications Research Institute (ETRI), Daejeon,  
Republic of Korea

**Status** Input

**Title** Call for Proposals on 3DoF+: Aggregation of the results of submission  
assessments obtained by the subjective tests with naïve subjects

**Author** Marek Domański\*, Adrian Dziembowski\*, Dawid Mieloch\*, Olgierd  
Stankiewicz\*, Jakub Stankowski\*, Adam Grzelka\*, Gwangsoon Lee\*\*, Jun  
Young Jeong\*\*, Jeongil Seo\*\*,  
\* – Poznań University of Technology,  
\*\* – Electronics and Telecommunications Research Institute

The purpose of this document is to summarize the results of the subjective tests aimed at evaluation of the proposals submitted in response to Call for Proposals for 3DoF+. These results are meant to facilitate and simplify the work on Test Model and Committee Draft for 3DoF+.

At the beginning, the authors would like to express their sincere thanks to Vittorio Baroncini and Giacomo Baroncini who made professional test in controlled environment in their laboratory in Rome [1].

These are the general assumptions to the document:

1. The data results from aggregation of the results of testing of the CfP contributions.
2. The plots were produced from the data delivered by Test Chair - Vittorio Baroncini (Doc. M47979 version 1) on March 24th 2019 [1].
3. For the sake of conciseness, we limit this contribution to the results of formal assessment in controlled conditions, and with naïve subjects. This approach was advised by Test Chair as the more valuable.

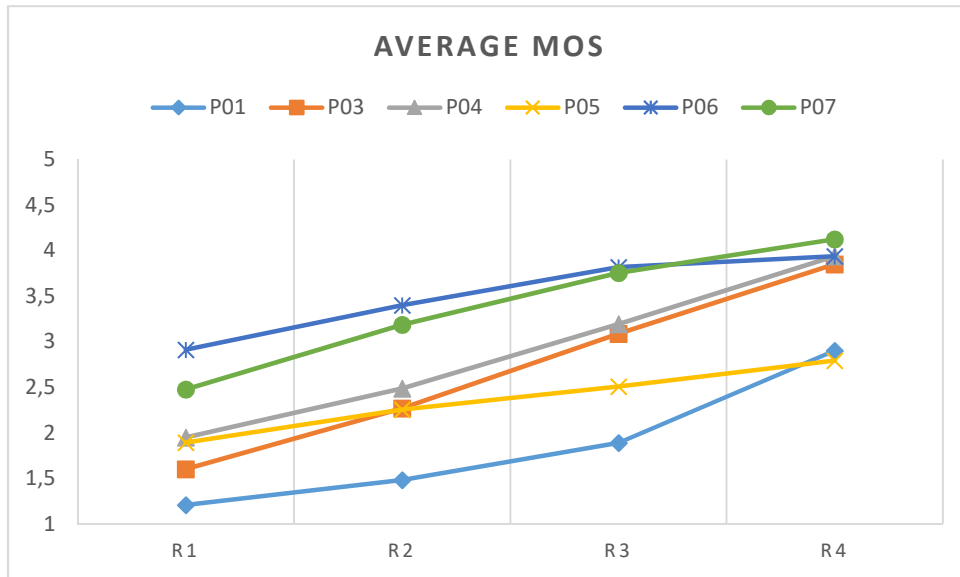


Fig. 1. Average MOS scores (averaged over sequences and poses).

Fig. 2. provides rank values: A proponent gets 1, if the proposal was scored with the highest MOS value, he gets 2, if the respective proposal was scored with the second highest MOS value etc. The higher the rank, the lower the MOS score.

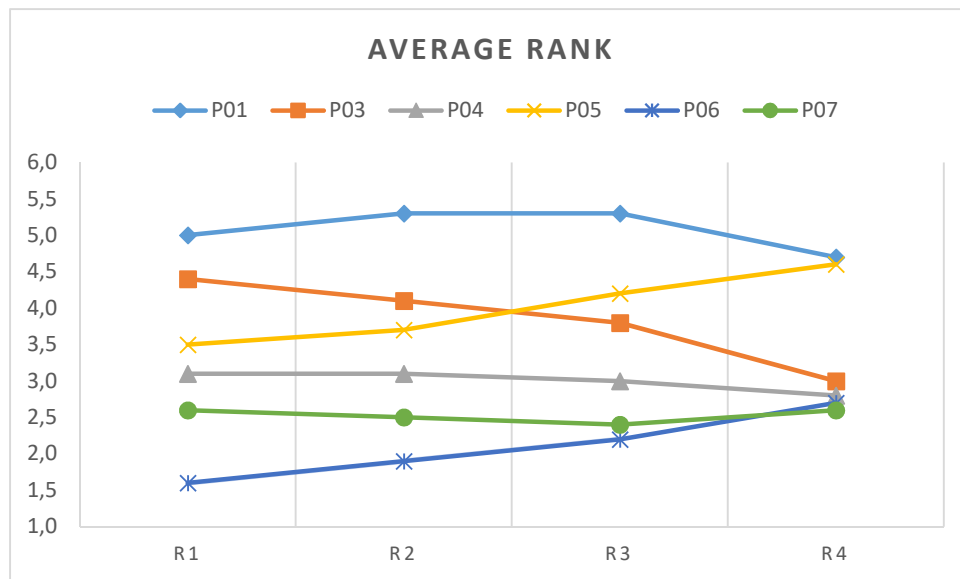


Fig. 2. Ranks of the proposals (1- the first, ... , 6 the 6<sup>th</sup> i.e. with the lowest MOS assessments: lower – better).

Results presented in Fig. 1 and 2 were also averaged over the rates. The results are presented in Fig. 3 and 4 respectively.

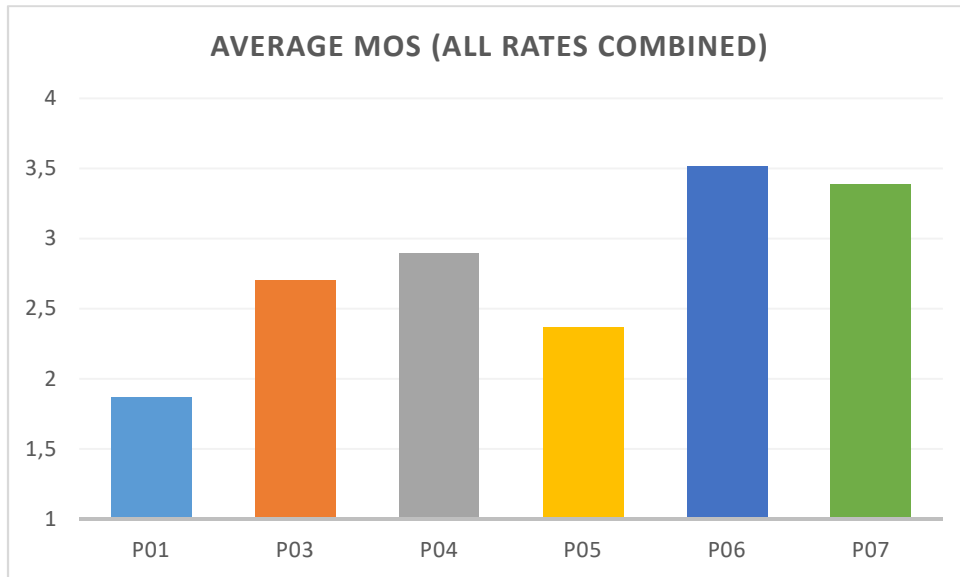


Fig. 3. MOS averaged over rates for each proponent.

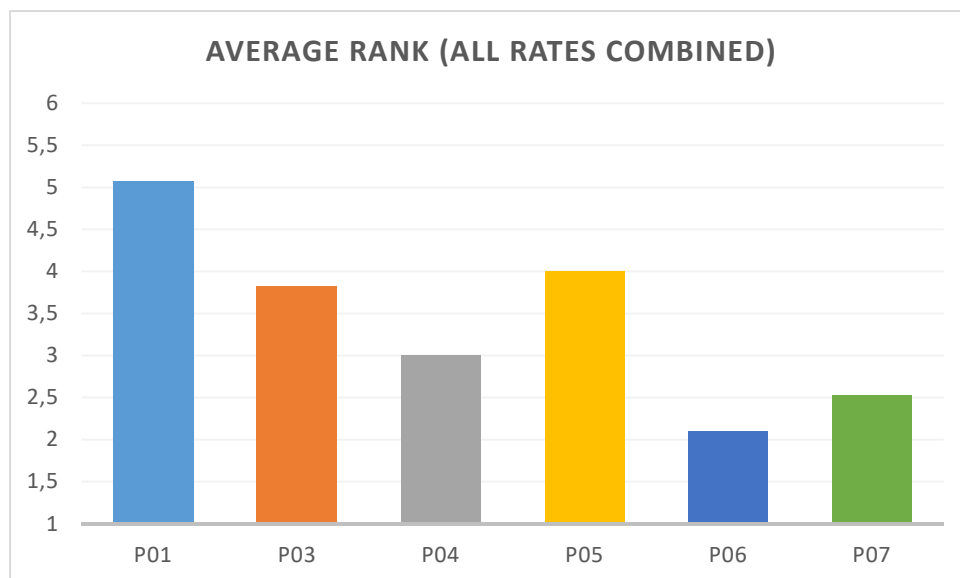


Fig. 4. Ranks averaged over rates for each proponent (lower – better).

The abovementioned results allow to rank the proposals. The authors believe that this comparison will be valuable for making decision for choosing the technology for Test Model and Working Draft.

## References

- [1] V. Baroncini, G. Baroncini, “Results of 3dof+ Visual Test,” ISO/IEC JTC1/SC29 WG11 MPEG 126th meeting, Geneva, March 2019, Doc. M47979.